


4-H Home Environment Floor Plan and Color Scheme Record

Year Started _____ Year Completed _____

Name _____ County _____ Room _____

Use this record sheet the first year you select a room for a project. Add to it as you make changes. Move this page forward each year and include it with your current home environment record until improvements are completed.

Color Scheme




Walls




Woodwork




Floor Covering



Bed Covering




Curtains and/or Draperies



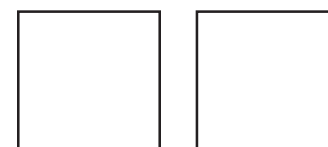
Sofa or Davenport Covering



Chair Covering




Wood Furniture



Small Objects

Floor Plan—Before


You may omit this the first year you are enrolled.



Scale: ½ inch equals 1 foot

Floor Plan—After

You may omit this the first year you are enrolled.



Scale: 1/2 inch equals 1 foot

